

**February 09, 2026, 4:30 p.m.**

## **WELCOME AND ACKNOWLEDGEMENT**

Acknowledgement that the meeting was being held on the traditional and unceded territory of Secwepemcúl'ecw, specifically T'exelc, and that Cariboo-Chilcotin School District is proud to serve the students and families of the Secwepemc, Tsilhqot'in and Dakelh Nations.

1. Educational – Anorak and Regalia Project – LCS presentation
2. Educational – FESL: Attendance Data
3. Educational – Super Attendance Recognition Program
4. Adjournment

MEETING	Chair	DATE (2 <sup>nd</sup> Monday)	TIME	LOCATION
IC - Committees of the Whole	Trustee Macdonald	February 9, 2026	4:30 p.m.	Board Office
IC - Committees of the Whole		<b>no meeting</b>		
IC - Committees of the Whole	Trustee Macdonald	April 13, 2026	4:30 p.m.	Board Office
IC - Committees of the Whole	Trustee Coates	May 11, 2026	4:30 p.m.	Board Office
IC - Committees of the Whole	Trustee Coates	June 8, 2026	4:30 p.m.	Board Office

**“Learning, Growing, and Belonging Together”**

**TO:** Committee of The Whole

**FROM:** Cheryl Lenardon, Superintendent

**DATE:** February 09, 2026

**RE:** Item #2 - FESL: Attendance Data

---

### **BACKGROUND**

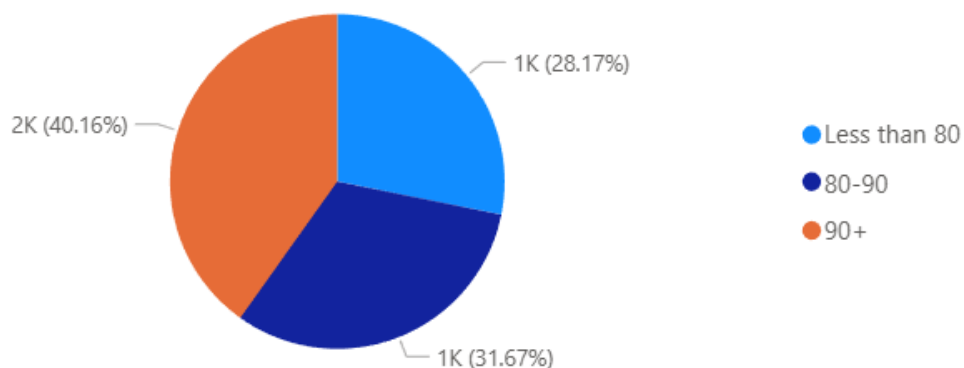
Student attendance is a key focus area for Cariboo-Chilcotin School district and the province as whole. Student attendance is a key goal area in both the district strategic plan and school plans.

Attendance data is available at the student level and aggregated at the district and school level using custom reports in CIMS. Attendance reports designed based on reporting guidelines from the Framework for Enhancing Student Learning (FESL), recommendations from First Nations Education Steering Committee, and PVP and teachers in the district.

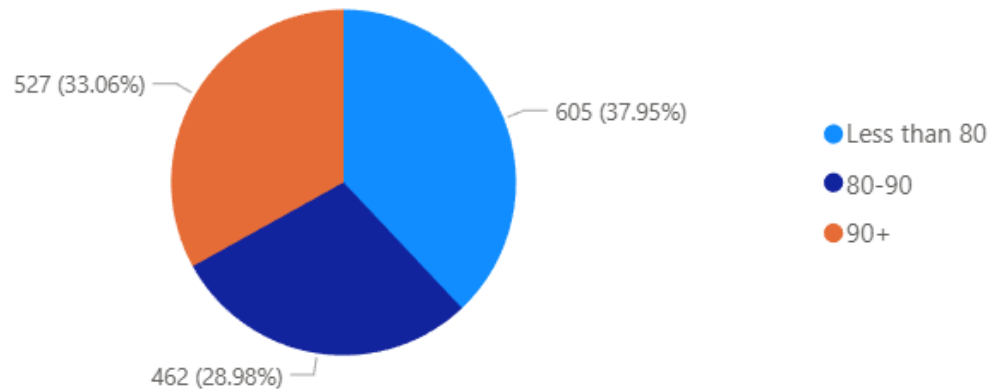
### **INFORMATION**

Data sets provided below provide a snapshot of current attendance rates across the district with student groups filtered based on FESL priority populations. Students are grouped into three categories based on attendance research. The goal for all students is 90% or greater attendance for the school year as anything below this is defined as chronic absenteeism. Categories on chart include target group of 90% or greater, 80% or greater, and less than 80%.

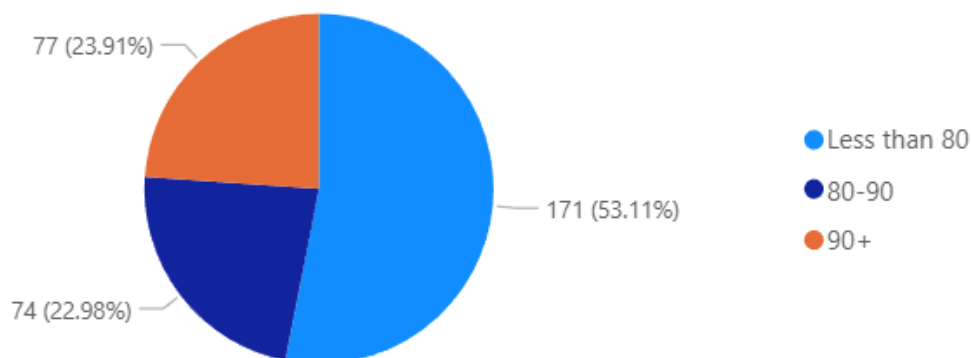
Less than 80, 80-90 and 90+: All Students



### Less than 80, 80-90 and 90+: Aboriginal Ancestry



### Less than 80, 80-90 and 90+: In Community

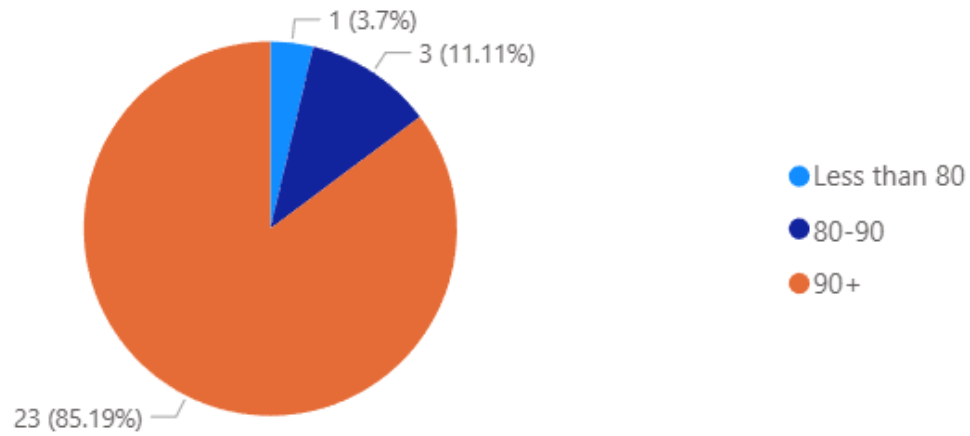


The district average for total percentage of students attending 80% or greater is around 70% of the student population. When looking at individual schools the average rate is between 60% and 70% of the school population meeting this benchmark.

One of the rural schools in the district has significantly exceeded the district average for the current school year and made significant gains from the previous school year. Data from this school are provided below for reference and recognition.

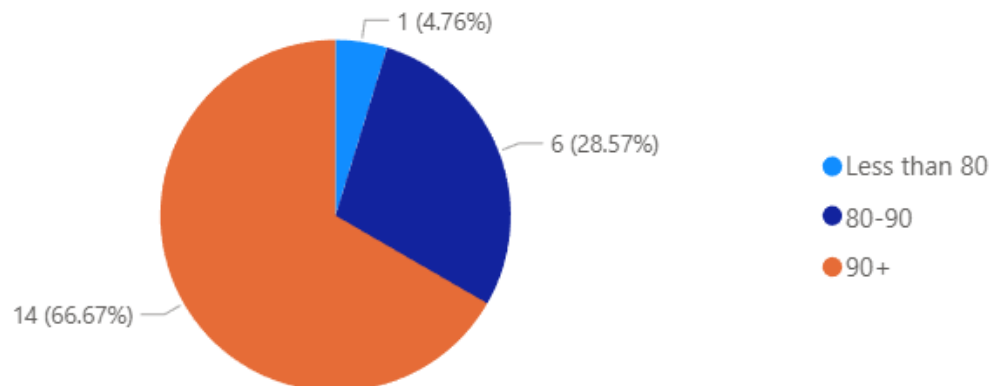
**Current Year**

Less than 80, 80-90 and 90+: All Students



**Previous Year**

Less than 80, 80-90 and 90+: All Students



**RECOMMENDATION**

None. For Information only.

**TO:** Committee of The Whole

**FROM:** Cheryl Lenardon, Superintendent

**DATE:** Monday, February 9, 2026

**RE:** Item #3 - Super Attendance Recognition

---

### **BACKGROUND**

Improving attendance is an identified priority in Cariboo-Chilcotin Schools as well as a provincial and national issue. Schools are addressing chronic absenteeism in their [School Plans for Student Success](#).

District leadership has led multiple working sessions for principals and vice-principals to explore and plan to apply the strategies and approaches of the [FNESC Attendance Counts: A Toolkit for Raising the Attendance Rates of First Nations Students in British Columbia](#). The research and approaches in the toolkit are applicable to all schools and students.

### **INFORMATION**

The superintendent will support positive attendance promotion with a recognition program inspired by the toolkit. Launching this month, the program will make use of the district data warehouse functionality to identify students who have:

- 90% or better attendance year to date, or
- 90% or better attendance for the month, or
- 10% improved attendance from the previous month.

The data warehouse system is set up to track all eligible students and activate School Messenger to send personalized communications to the families. A Microsoft PowerApp will draw a name for each of the categories for monthly and year-end prizes.

The design is a rolling eligibility structure, with repeated opportunities to enter, with no fixed start/stop for eligibility so everyone always has a chance to participate, and no one is permanently excluded.

Every student who meets the criteria receives recognition through a positive message.

Sample messages:

#### **1. Year-to-Date Attendance $\geq$ 90%**

“Great news! [Name] has 90%+ attendance for the year and is entered in our Year-End Super Attendance Draw. Thanks for supporting great attendance!”

#### **2. Monthly Attendance $\geq$ 90%**

“Awesome! [Name] had 90%+ attendance this month and is entered in next week’s Monthly Super Attendance Draw. Thanks for helping keep attendance strong!”

“Learning, Growing, and Belonging Together”

---

**3. Monthly Attendance Improvement  $\geq$  10%**

"Congrats! [Name] improved attendance by 10%+ this month and is entered in our Monthly Most Improved Draw. Thanks for helping keep up the progress!"

School Messenger and other tools, including the website, will be explored to supplement school communication to families about the importance of regular attendance.

**RECOMMENDATION**

None. For Information only.